

A close-up photograph of several green wheat stalks with long awns, set against a bright, slightly blurred background. The wheat is in the foreground, and the background shows more wheat stalks and a clear sky. A blue rounded rectangle is overlaid on the top left of the image, containing the text 'ESCAA' and 'European Seed Certification Agencies Association'.

ESCAA

European Seed Certification Agencies Association

Seed growing area in EU – 2019

Data source : European Seed Certification Agencies Association
Slide presentation kindly prepared by GNIS (FR)

SEED GROWING AREA* IN EU HARVEST 2019

TOTAL EU :
2 123 710 ha
+2,2 %

- Less than 25 000 ha
- From 25 000 to 50 000 ha
- From 50 000 to 100 000 ha
- From 100 000 to 200 000 ha
- More than 200 000 ha

- France : +0,4 %
- Germany : +10 %
- Italy : -5 %
- Spain : -1 %
- Denmark : +7 %
- Poland : +0,4 %
- Romania : -1 %
- Hungary : +0,5 %



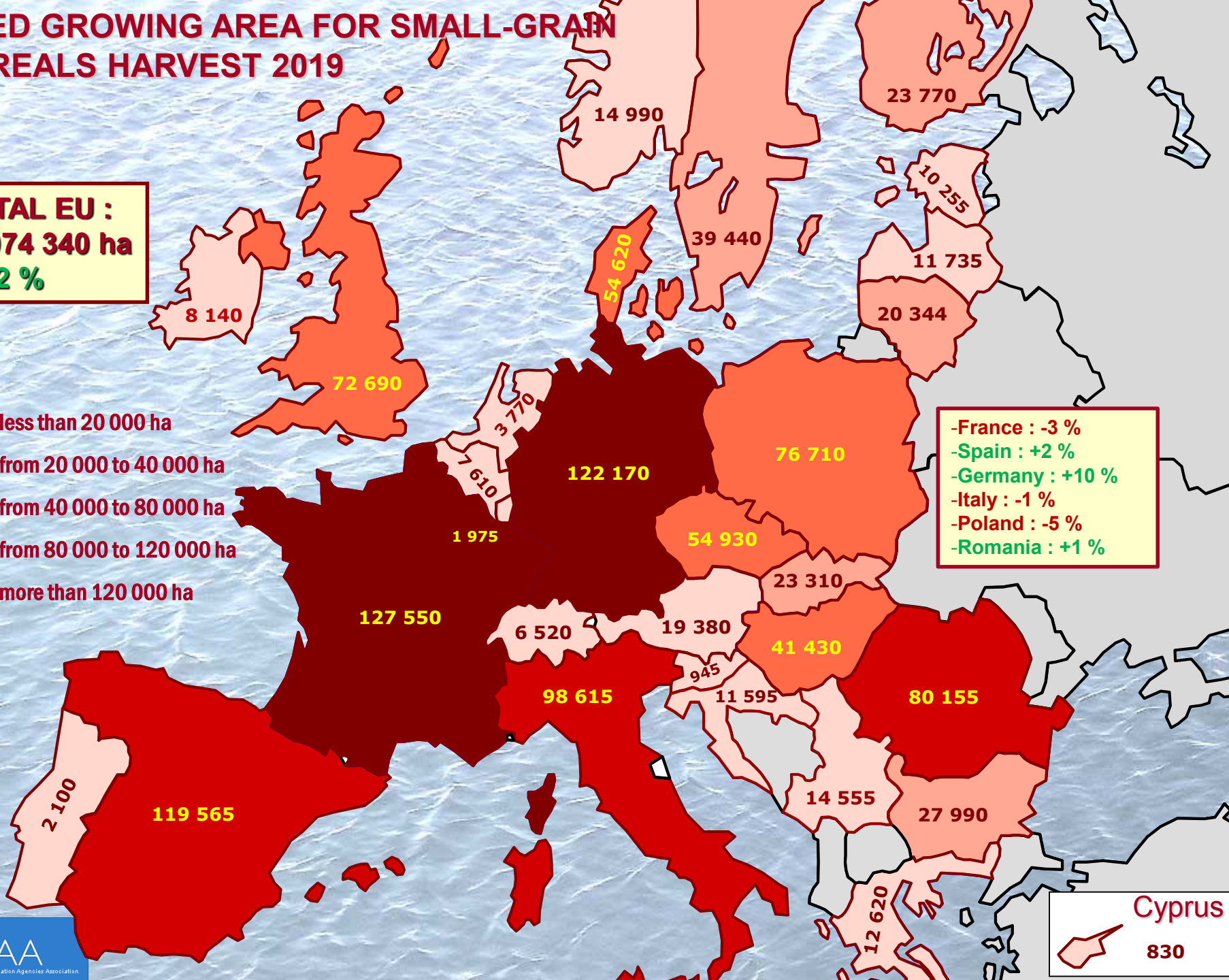
* Not included: Vegetable and flower seeds

SEED GROWING AREA FOR SMALL-GRAIN CEREALS HARVEST 2019

TOTAL EU :
1 074 340 ha
+2,2 %

- less than 20 000 ha
- from 20 000 to 40 000 ha
- from 40 000 to 80 000 ha
- from 80 000 to 120 000 ha
- more than 120 000 ha

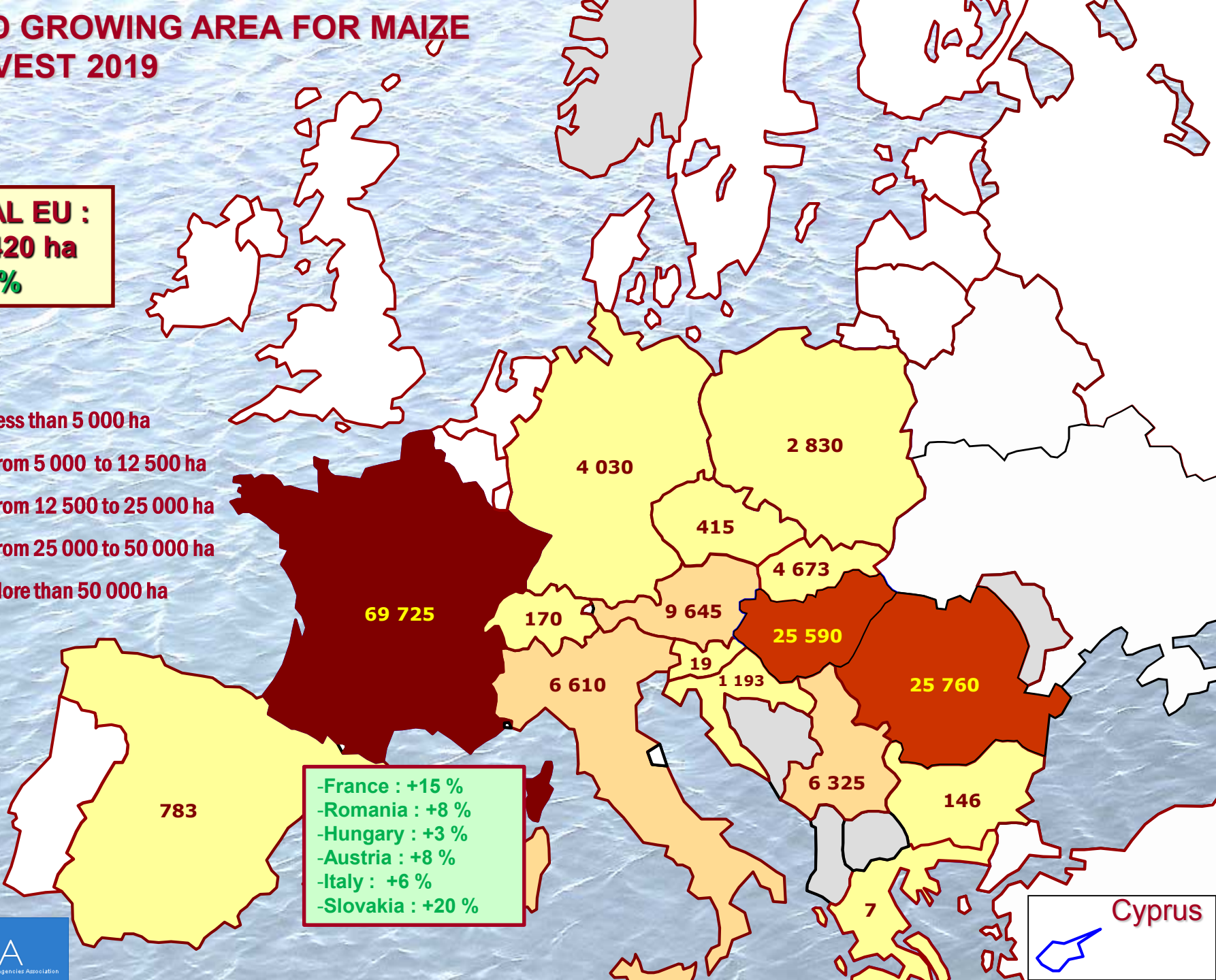
-France : -3 %
 -Spain : +2 %
 -Germany : +10 %
 -Italy : -1 %
 -Poland : -5 %
 -Romania : +1 %



SEED GROWING AREA FOR MAIZE HARVEST 2019

TOTAL EU :
151 420 ha
+8,5 %

- Less than 5 000 ha
- From 5 000 to 12 500 ha
- From 12 500 to 25 000 ha
- From 25 000 to 50 000 ha
- More than 50 000 ha



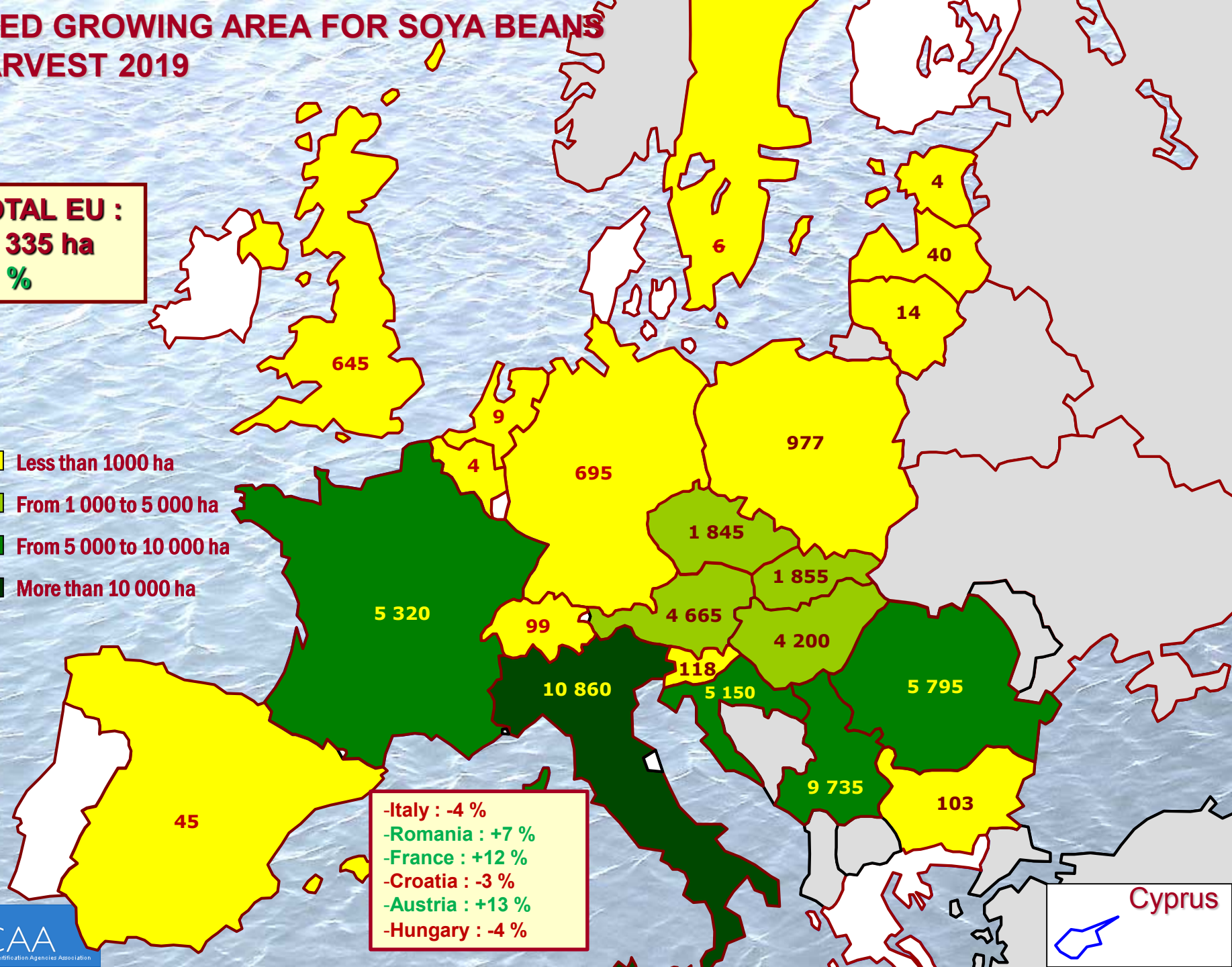
-France : +15 %
 -Romania : +8 %
 -Hungary : +3 %
 -Austria : +8 %
 -Italy : +6 %
 -Slovakia : +20 %

Cyprus


SEED GROWING AREA FOR SOYA BEANS HARVEST 2019

TOTAL EU :
42 335 ha
+2 %

- Less than 1000 ha
- From 1 000 to 5 000 ha
- From 5 000 to 10 000 ha
- More than 10 000 ha



-Italy : -4 %
 -Romania : +7 %
 -France : +12 %
 -Croatia : -3 %
 -Austria : +13 %
 -Hungary : -4 %

Cyprus

SEED GROWING AREA FOR SUNFLOWERS HARVEST 2019

TOTAL EU :
41 955 ha
-14 %

- less than 3 000 ha
- from 3 000 to 6 000 ha
- from 6 000 to 12 000 ha
- more than 12 000 ha

-France : -5 %
 -Spain : -7 %
 -Romania : -32 %
 -Hungary : -20 %
 -Italy : -26 %
 -Portugal : -21%

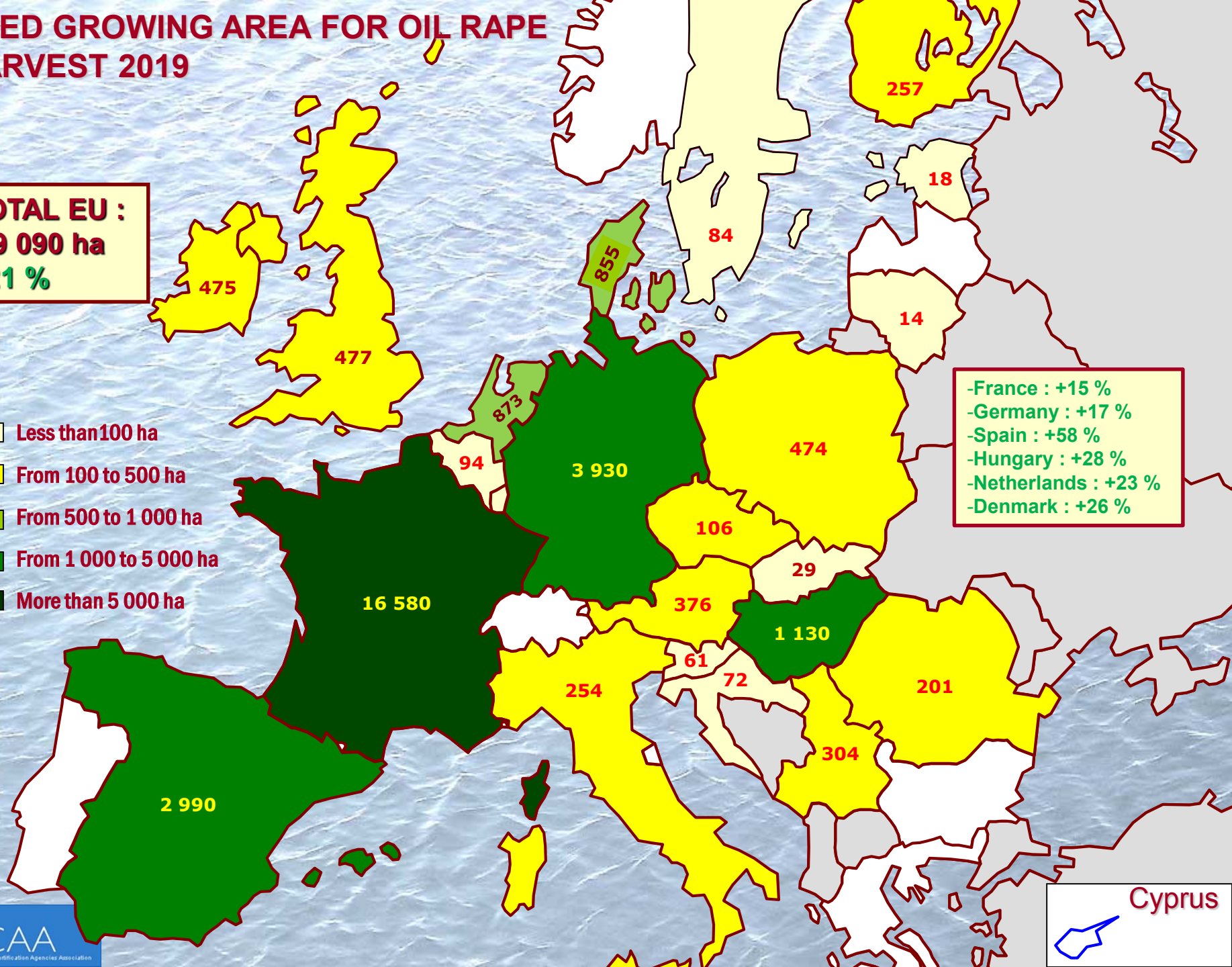


SEED GROWING AREA FOR OIL RAPE HARVEST 2019

TOTAL EU :
29 090 ha
+21 %

- Less than 100 ha
- From 100 to 500 ha
- From 500 to 1 000 ha
- From 1 000 to 5 000 ha
- More than 5 000 ha

-France : +15 %
 -Germany : +17 %
 -Spain : +58 %
 -Hungary : +28 %
 -Netherlands : +23 %
 -Denmark : +26 %

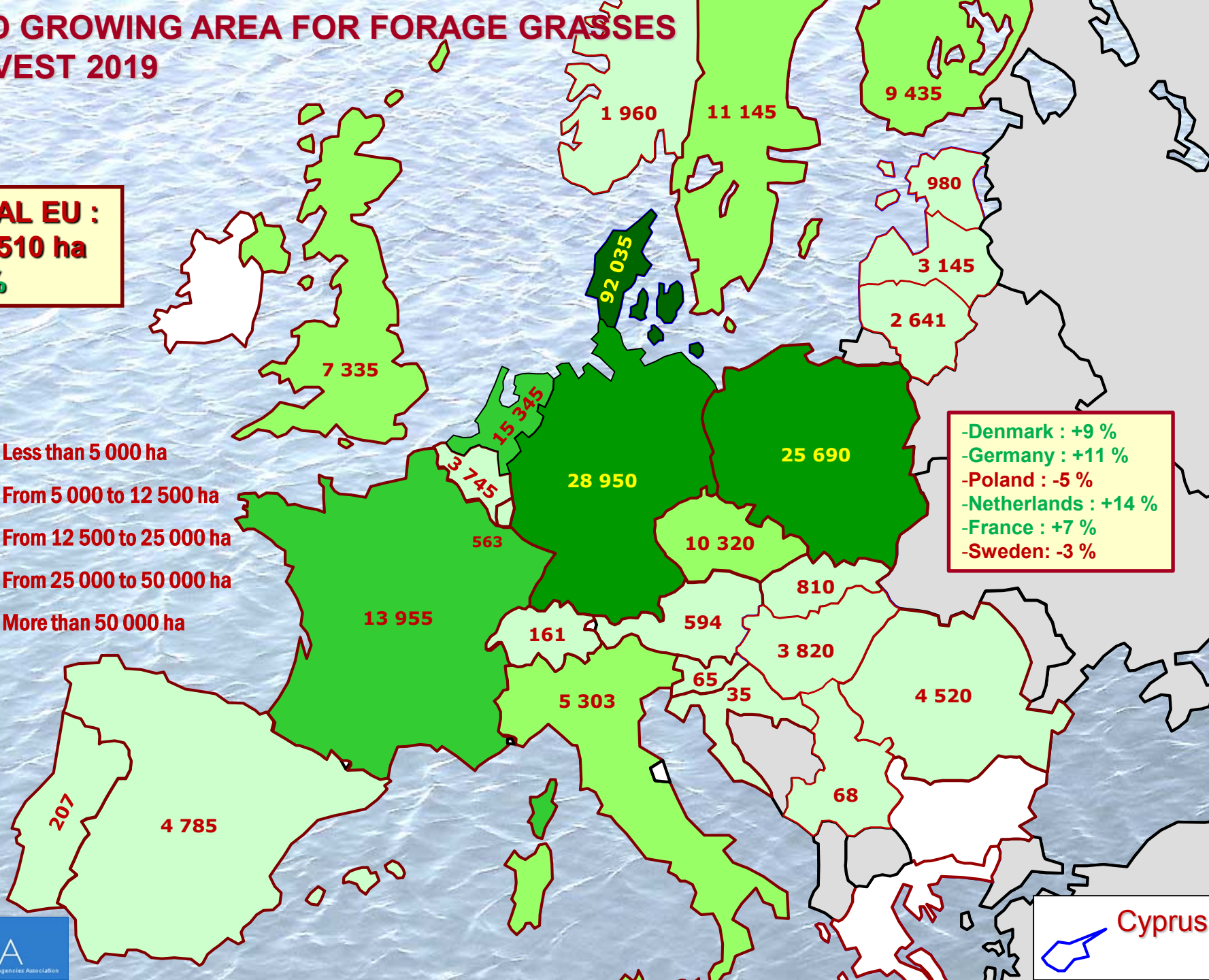


SEED GROWING AREA FOR FORAGE GRASSES HARVEST 2019

TOTAL EU :
244 510 ha
+8 %

- Less than 5 000 ha
- From 5 000 to 12 500 ha
- From 12 500 to 25 000 ha
- From 25 000 to 50 000 ha
- More than 50 000 ha

-Denmark : +9 %
 -Germany : +11 %
 -Poland : -5 %
 -Netherlands : +14 %
 -France : +7 %
 -Sweden: -3 %

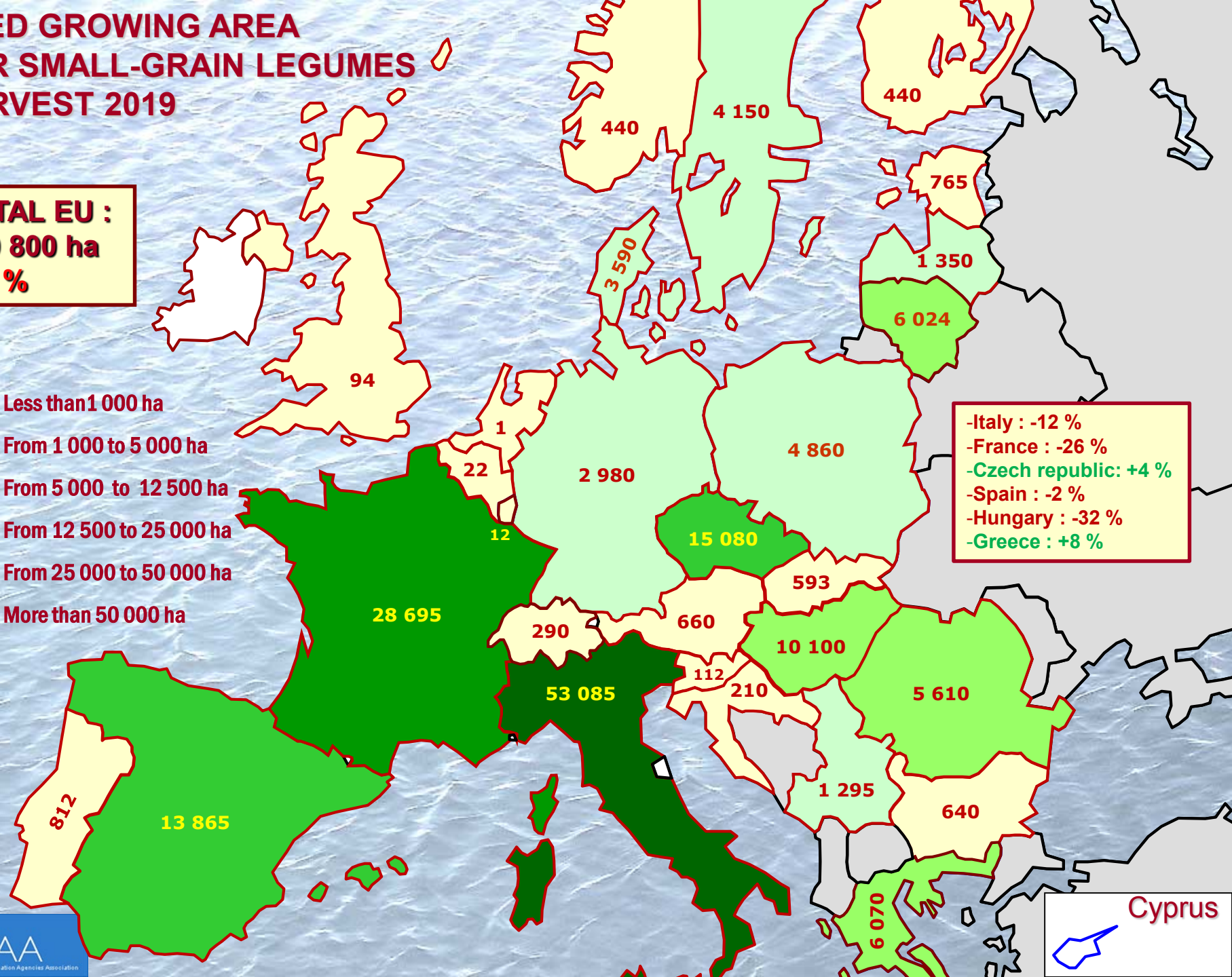


SEED GROWING AREA FOR SMALL-GRAIN LEGUMES HARVEST 2019

**TOTAL EU :
159 800 ha
-14 %**

- Less than 1 000 ha
- From 1 000 to 5 000 ha
- From 5 000 to 12 500 ha
- From 12 500 to 25 000 ha
- From 25 000 to 50 000 ha
- More than 50 000 ha

-Italy : -12 %
 -France : -26 %
 -Czech republic: +4 %
 -Spain : -2 %
 -Hungary : -32 %
 -Greece : +8 %

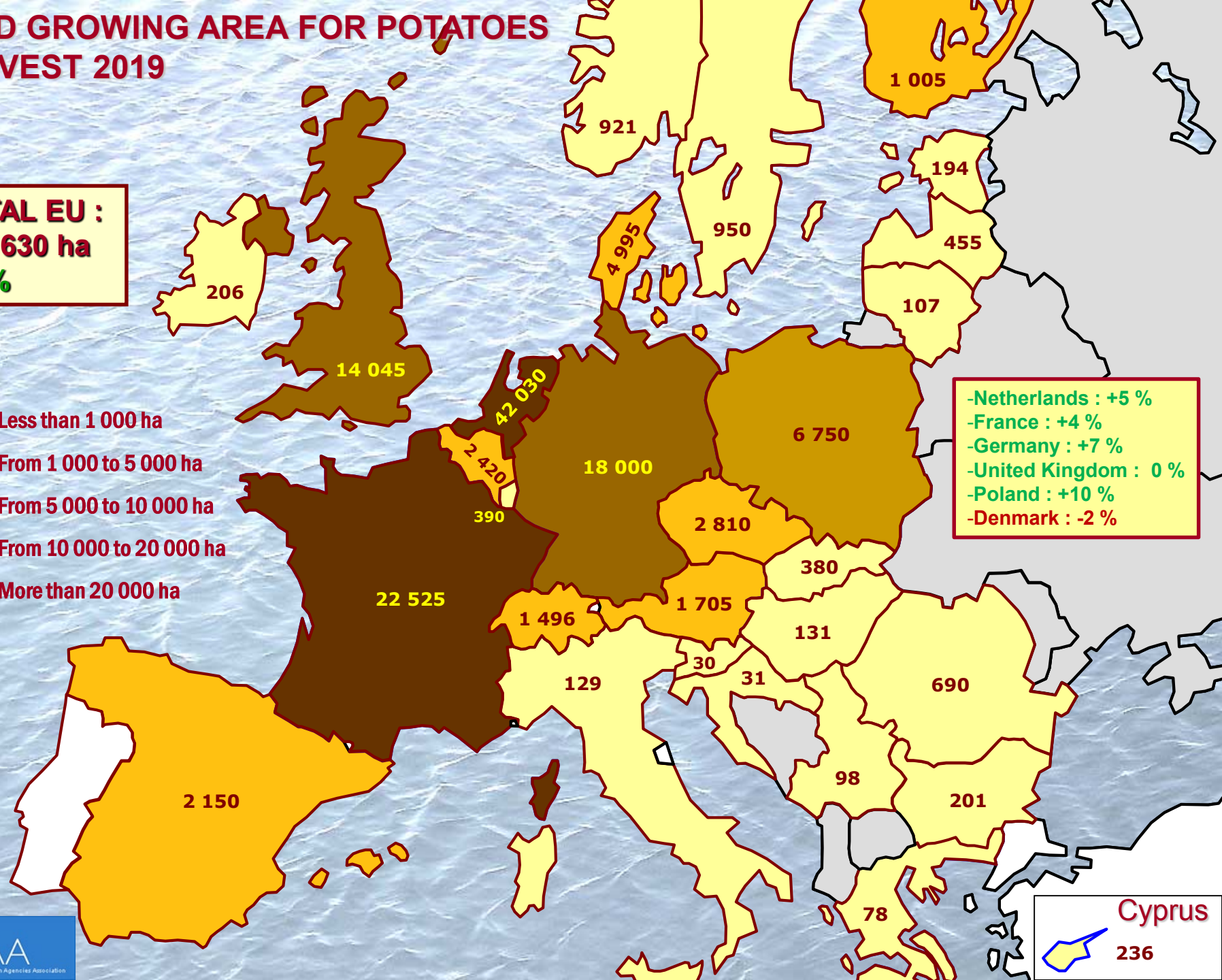


SEED GROWING AREA FOR POTATOES HARVEST 2019

TOTAL EU :
122 630 ha
+6 %

- Less than 1 000 ha
- From 1 000 to 5 000 ha
- From 5 000 to 10 000 ha
- From 10 000 to 20 000 ha
- More than 20 000 ha

-Netherlands : +5 %
 -France : +4 %
 -Germany : +7 %
 -United Kingdom : 0 %
 -Poland : +10 %
 -Denmark : -2 %



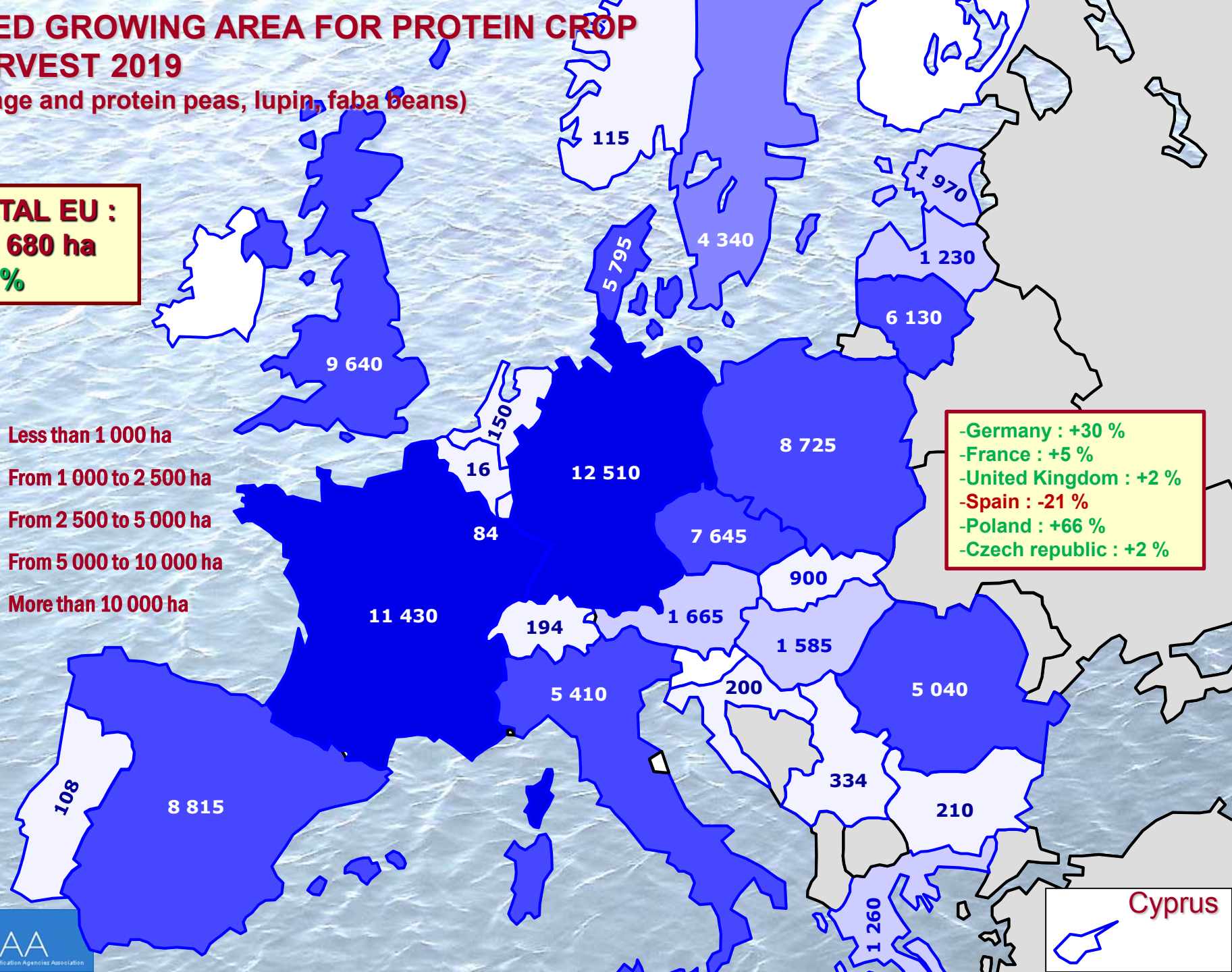
SEED GROWING AREA FOR PROTEIN CROP HARVEST 2019

(forage and protein peas, lupin, faba beans)

TOTAL EU :
94 680 ha
+3 %

- Less than 1 000 ha
- From 1 000 to 2 500 ha
- From 2 500 to 5 000 ha
- From 5 000 to 10 000 ha
- More than 10 000 ha

- Germany : +30 %
- France : +5 %
- United Kingdom : +2 %
- Spain : -21 %
- Poland : +66 %
- Czech republic : +2 %

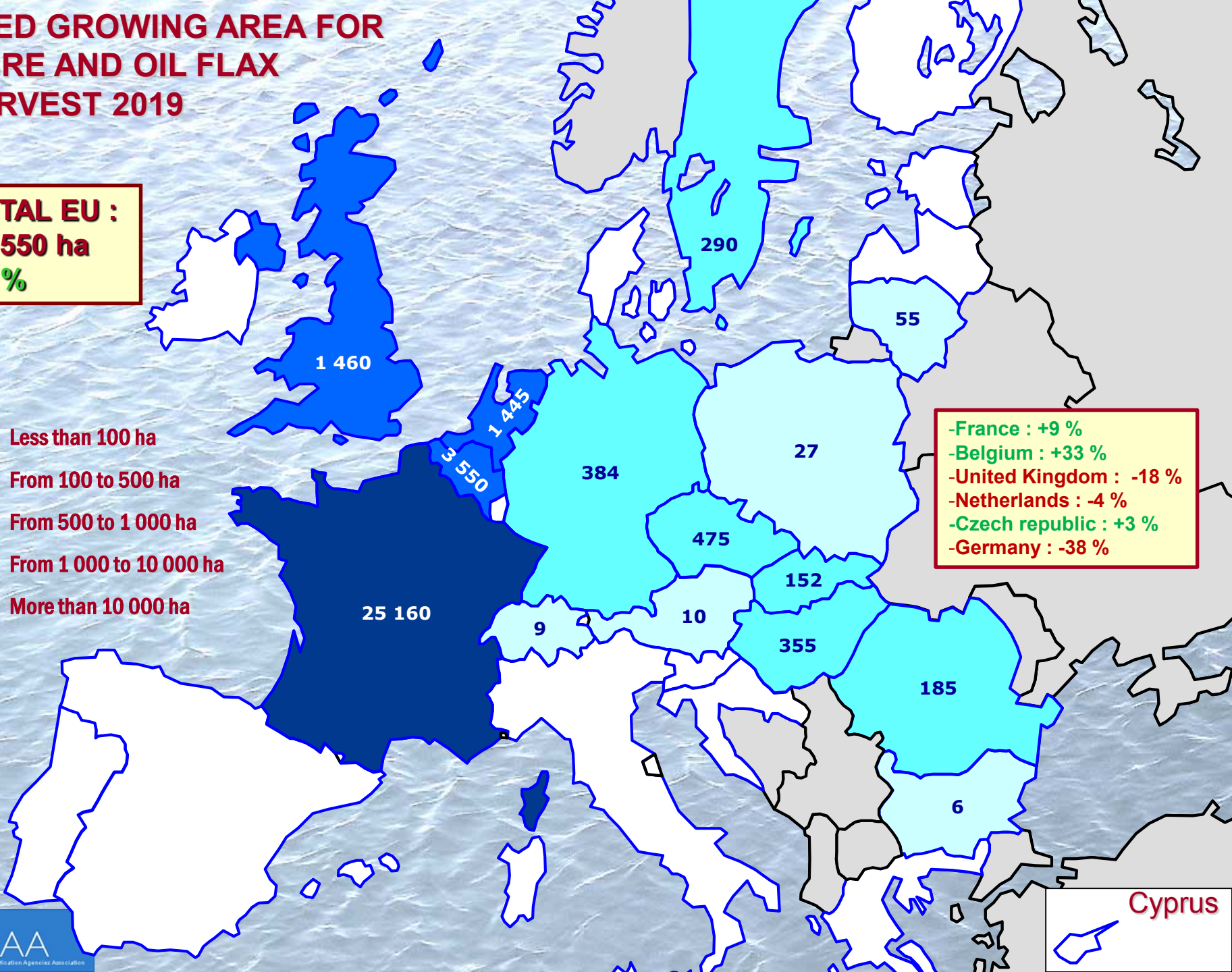


SEED GROWING AREA FOR FIBRE AND OIL FLAX HARVEST 2019

TOTAL EU :
33 550 ha
+9 %

- Less than 100 ha
- From 100 to 500 ha
- From 500 to 1 000 ha
- From 1 000 to 10 000 ha
- More than 10 000 ha

-France : +9 %
 -Belgium : +33 %
 -United Kingdom : -18 %
 -Netherlands : -4 %
 -Czech republic : +3 %
 -Germany : -38 %



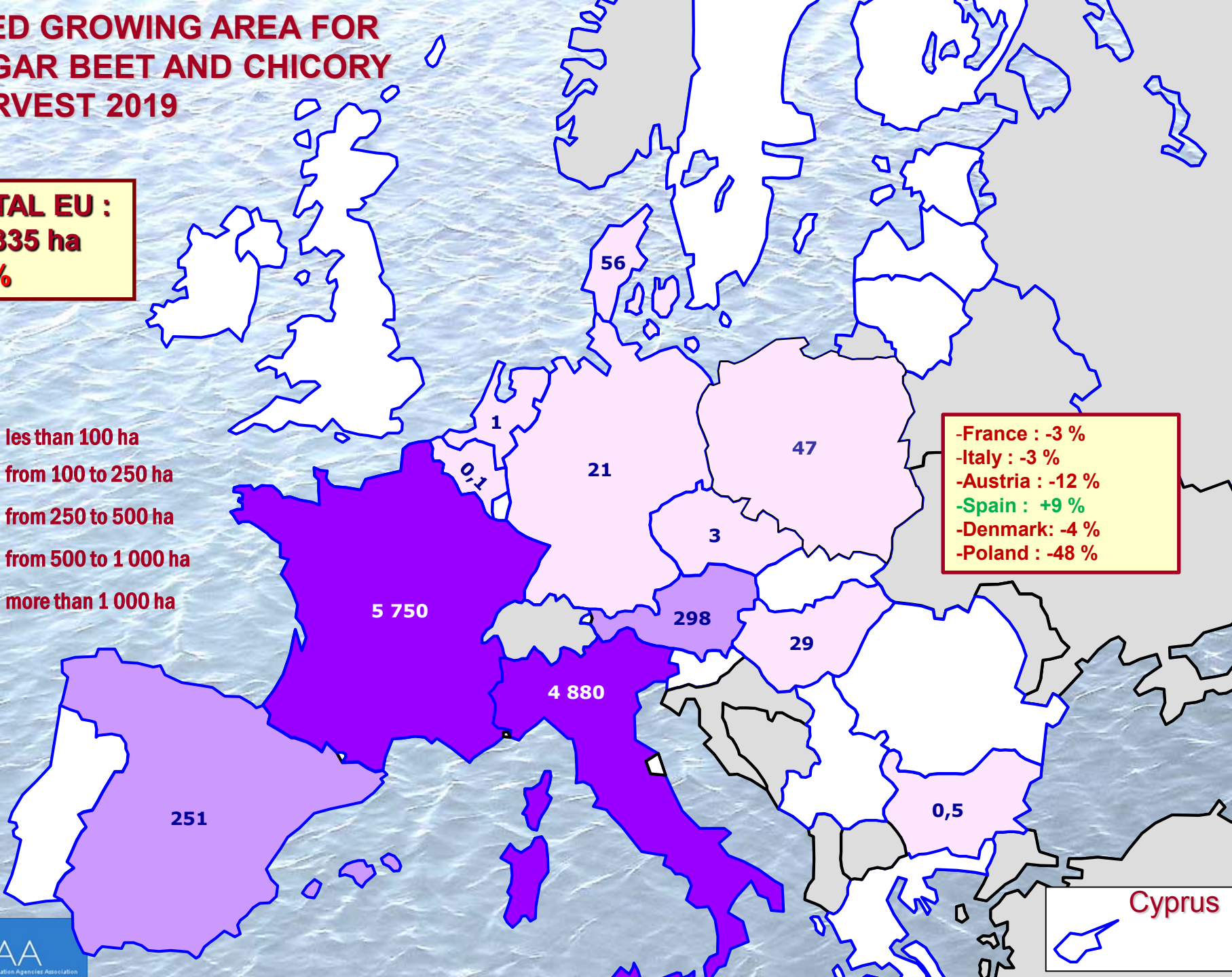
Cyprus

SEED GROWING AREA FOR SUGAR BEET AND CHICORY HARVEST 2019

TOTAL EU :
11 335 ha
-4 %

- les than 100 ha
- from 100 to 250 ha
- from 250 to 500 ha
- from 500 to 1 000 ha
- more than 1 000 ha

-France : -3 %
 -Italy : -3 %
 -Austria : -12 %
 -Spain : +9 %
 -Denmark: -4 %
 -Poland : -48 %



Cyprus

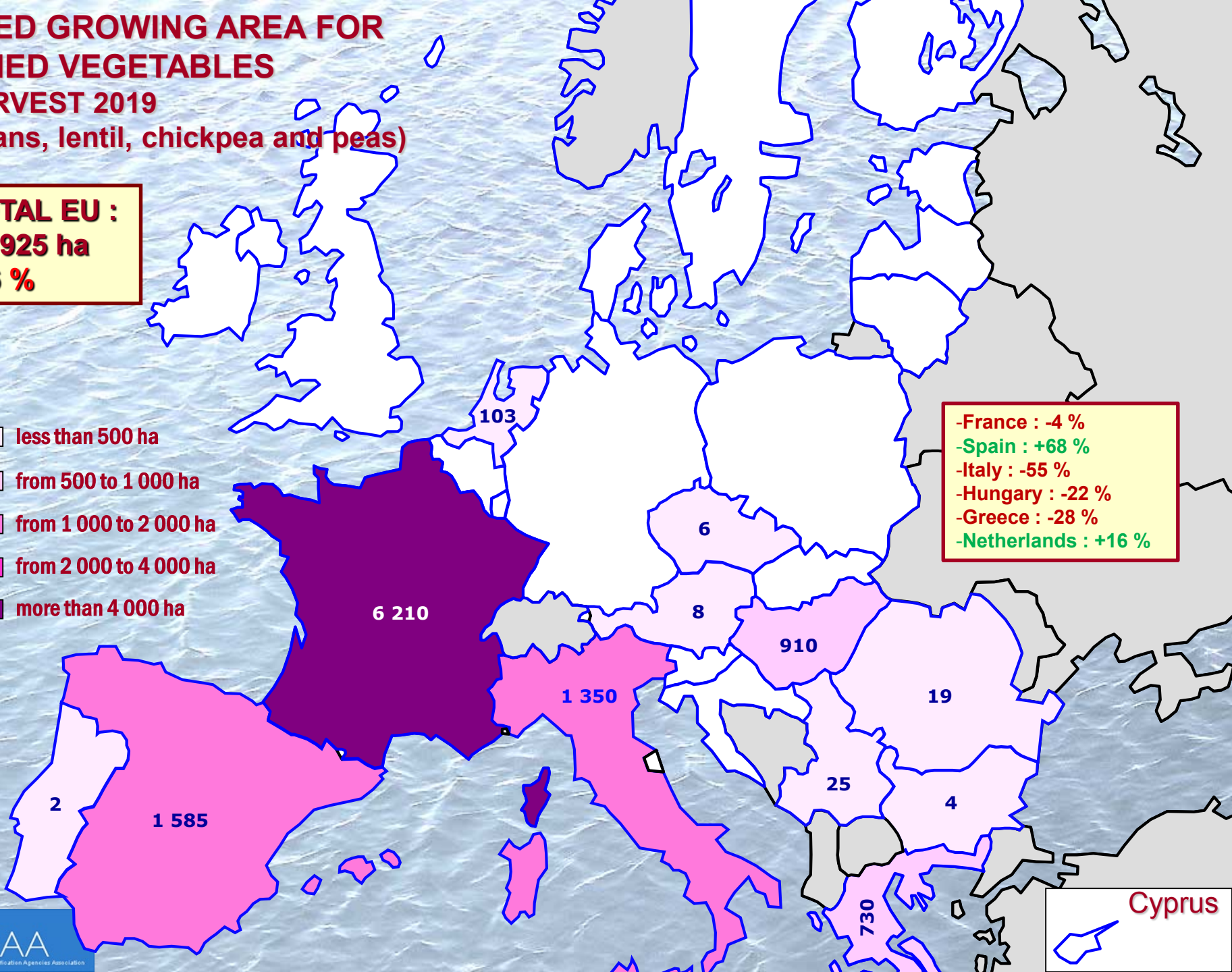
SEED GROWING AREA FOR DRIED VEGETABLES HARVEST 2019

(beans, lentil, chickpea and peas)

TOTAL EU :
10 925 ha
-16 %

- less than 500 ha
- from 500 to 1 000 ha
- from 1 000 to 2 000 ha
- from 2 000 to 4 000 ha
- more than 4 000 ha

-France : -4 %
 -Spain : +68 %
 -Italy : -55 %
 -Hungary : -22 %
 -Greece : -28 %
 -Netherlands : +16 %





Contact :
44, rue du Louvre - 75001 Paris
Tél : 01 42 33 76 70 - Fax : 01 40 28 40 16
<http://www.gnis.fr> - e-mail : marie-pierre.debrabant@gnis.fr
Find the data on <http://www.escaa.org>